

# Lecture 11

CSE 331

Sep 22, 2023

# Register project groups **1 week!**

**Deadline: Friday, Sep 29, 11:59pm**

CSE 331

Syllabus

Piazza

Schedule

Homeworks ▾

Autolab

Project ▾

Support Pages ▾

channel

Sample Exams ▾

## Forming groups

You form groups of size **exactly three (3)** for the project. Below are the various logis

Project Overview

Group signup form

- You have two choices in forming your group:

1. You can form your group on your own: i.e. you can submit the list of EXACTLY three (3) groups members in your group.

### </> Note

Note that if you pick this option, your group needs to have **exactly THREE (3)** members. In particular, if your group has only two members you cannot submit as a group of size two. If you do not know many people in class, feel free to use piazza to look for the third group member.

Also, if you form a group of size three, please make only **one submission per group**.

2. You can submit *just your name*, and you will be assigned a random group *among all students who take this second option*. However, **note that if you pick this option you could end up in a group of size 2**. There will be at most two groups of size 2.

### </> Potential risk

Note that if you pick the option of being assigned a random group, you take on the risk that a assigned group might not "pull their weight." We unfortunately cannot help with such aspects of group dynamics. (Of course if a group member is being abusive, please do let Atri know.) Please note that a group member who does not do much work will get penalized on the [individual component](#) of the project grade.

### Submitting your group composition

Use [this Google form](#) to submit your group composition (the form will allow you to pick one of the two options above).

- You need to fill in the form for group composition by **11:59pm on Friday, September 30**.

### </> Deadline is strict!

If you do not submit the form for group composition by the deadline, then you get a **zero for the entire project**.

# Confirmation of form submission

note @132

stop following 80 views

Actions

## Confirmation of project group signing

As I mentioned in class today, here's the deal for confirmation of your submission of the group formation form:

- If you **submit the form by this Friday**, I will send an email confirmation *over the weekend*
- If you submit after Friday (but obviously before the actual deadline), then I will send an email confirmation **after** the deadline is done.

project logistics

Edit good note | 1

Updated 20 hours ago by Atri Rudra

If you need it, ask for help



# Couple of clarifications

note @166

stop following 1 view

Actions

## Couple of clarification pointers

- The first one is on references. If you are referring to an allowed source to cite a result, please make sure it is specific. So e.g. if you want to refer to result (1.6) in the textbook for correctness of GS, then explicitly state result (1.6). Or if you want to refer to recitation notes for week x, explicitly state you are referring to recitation notes from week x.
  - Note that you have to **explicitly** cite recitation notes-- putting recitation notes in your sources is not enough.
  - The analogy to keep in mind is that when you want to use a library function you have to *exactly* state **both** the library (via e.g. an import statement) and the function name.
- Come clarifications on HW 1 solutions:
  - The solutions we hand out in class is essentially the "perfect" solution-- an upper bound on what will get you a level 5 if you will. It is however not a *lower bound* on what can get you a level 5. In other words, even if your solution does not look like the solutions (e.g. not as detailed as the ones we handed out), as long as it is correct you'll get full credit. Of course what constitutes correct is hard to specify in general but once the grading is done, please take a look at the grading rubric, which will be much more specific about what will get you a level 5.

As another note, while our solutions are formatted and broken up using lemmas etc., your solution does **not** need to do so. As long as your solution *precisely* argues what it needed to (either with formal mathematical notation OR in English), with each step in your proof justified, then you'll receive full credit.

Please feel free to use the comment section to ask any followup question(s)!

homework1

homework2

# Story behind HW 1 Q2

note @167

stop following 1 view

Actions

## Story behind the HW #1: Q2 on HW 1

Throughout the course there will be HW problems based on some really cool algorithmic idea (at least according to me!) that has some real life application and/or is something that I have used in my research. After the solutions for the corresponding HW have been handed out, I'll followup with a post on piazza giving more pointers for the connection. This is the first one in the series and is related to Q2 on HW 1.

I have had Q2 on [HW 1](#) for all the years I have taught CSE 331. Until summer 2018, the best known upper bound was around  $O((n!)^{2/3})$  ([source](#)), which is way worse than the best known lower bound, which is of the form  $c^n$  for some constant  $c > 1$  (in Q2 you showed  $c = \sqrt{2}$ ).

Over summer 18, a [paper](#) was presented which showed that the upper bound was  $C^n$  for some constant  $C$ . There is still a gap but the game now is to figure out the correct base  $C$ .

storybehindh

homework1

Edit good note | 0

Updated 2 minutes ago by Atri Rudra

# Advice “mega post”

note @165

stop following

2 views

Actions

## Advice posts

Over time we'll be posting various advice via piazza posts. This post will collect all of them in one place (and will be pinned):

- C++ related posts: @26, @48
- Autolab errors: @68
- Working in groups: @92
- Academic Integrity while working in project groups: @101
- Doing post-mortem on HW submissions: @97
- Feedback on Q1(a)/Q2(a): @112
- Letter grade cutoffs: @98
- Clarifications on referring to recitation notes+ our solutions: @166

piazza

logistics

feedback

Edit

good note | 0

Updated 2 minutes ago by Atri Rudra

# Out of town next week Mon-Th

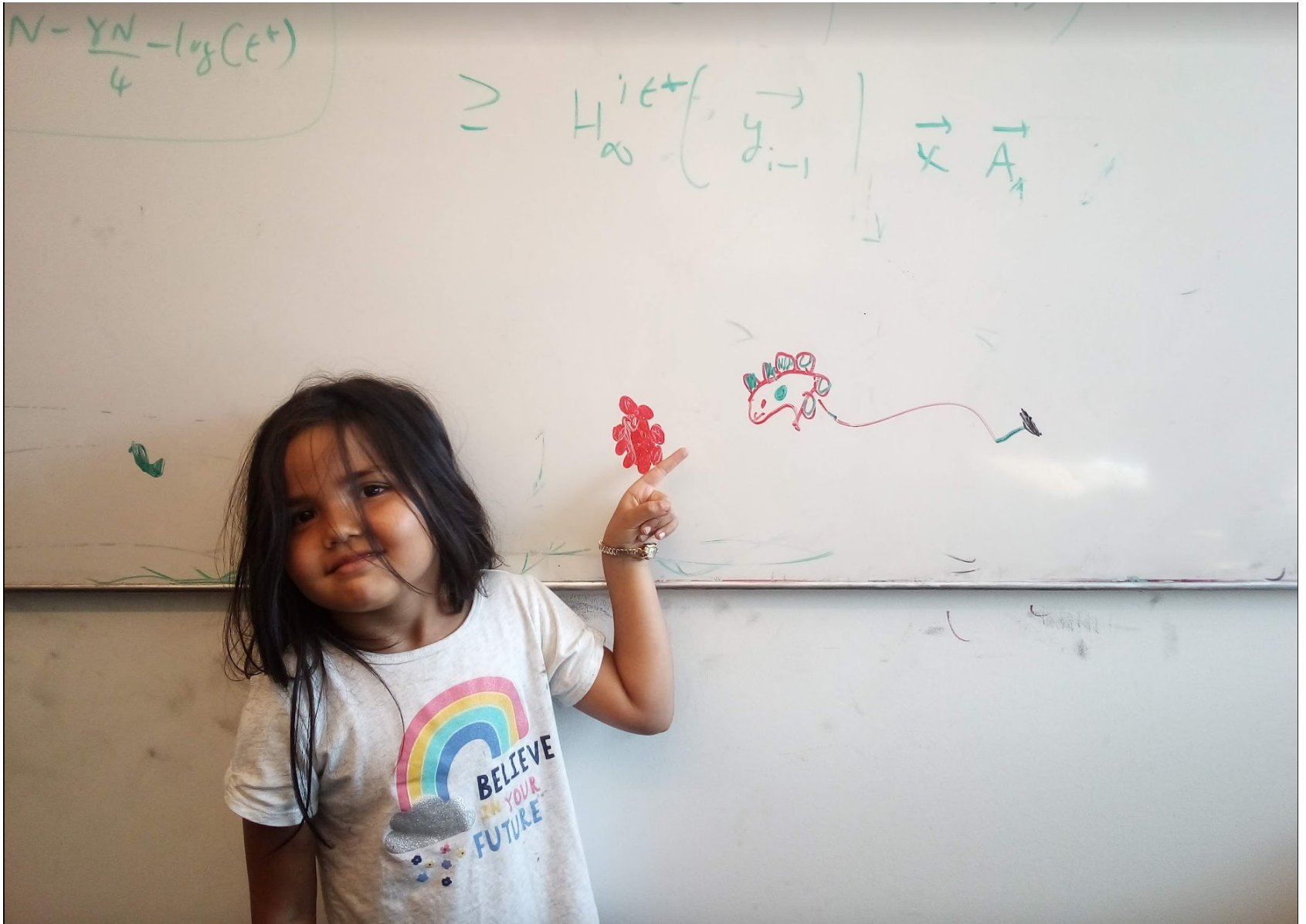
Tervor will cover my Mon office hours

Dr. Sarıyüce will cover the Mon and Wed lecture





# Questions/Comments?



# Paths



Sequence of vertices connected by edges

Connected



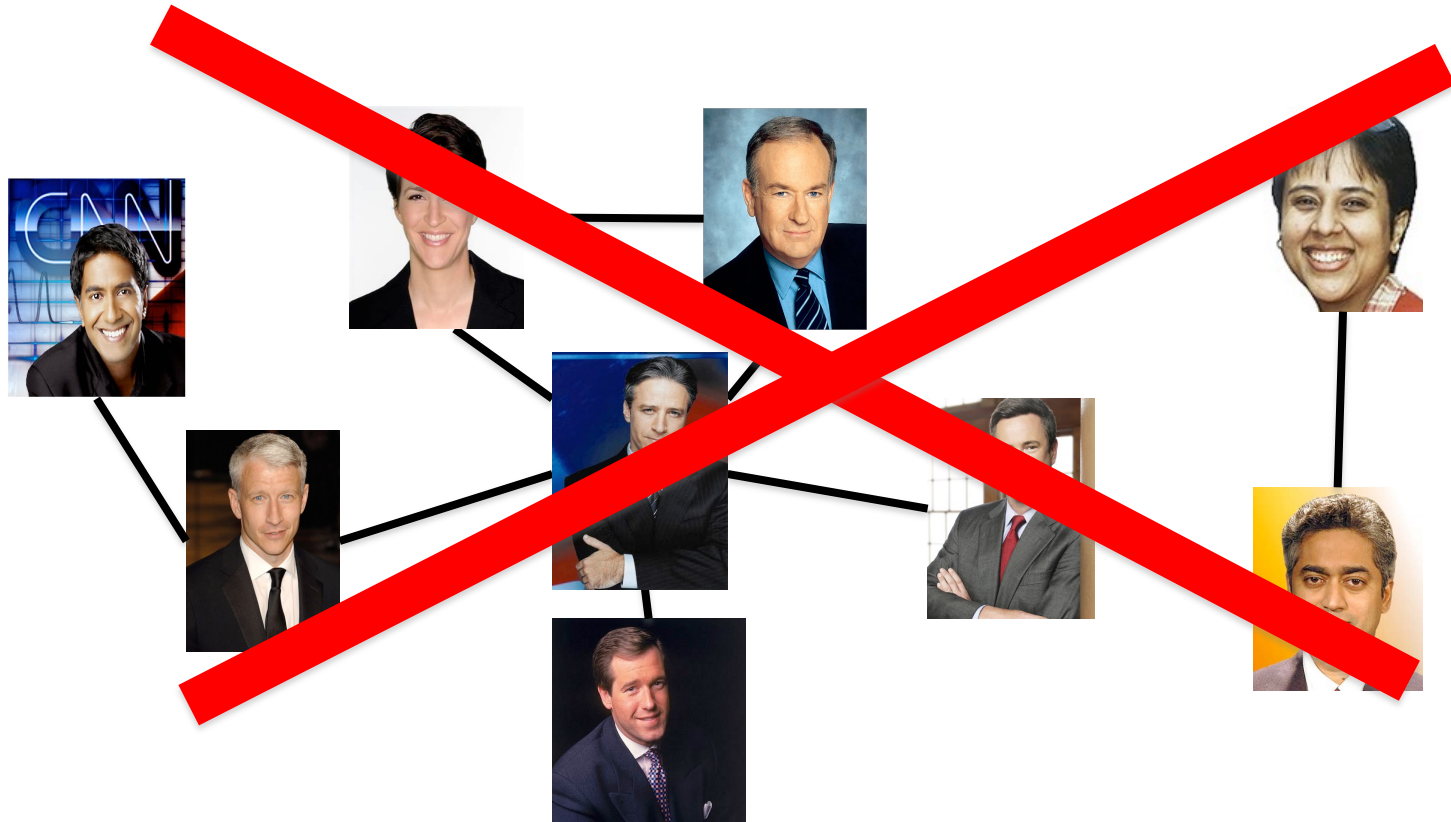
Path length 3

# Connectivity

$u$  and  $w$  are connected iff there is a path between them

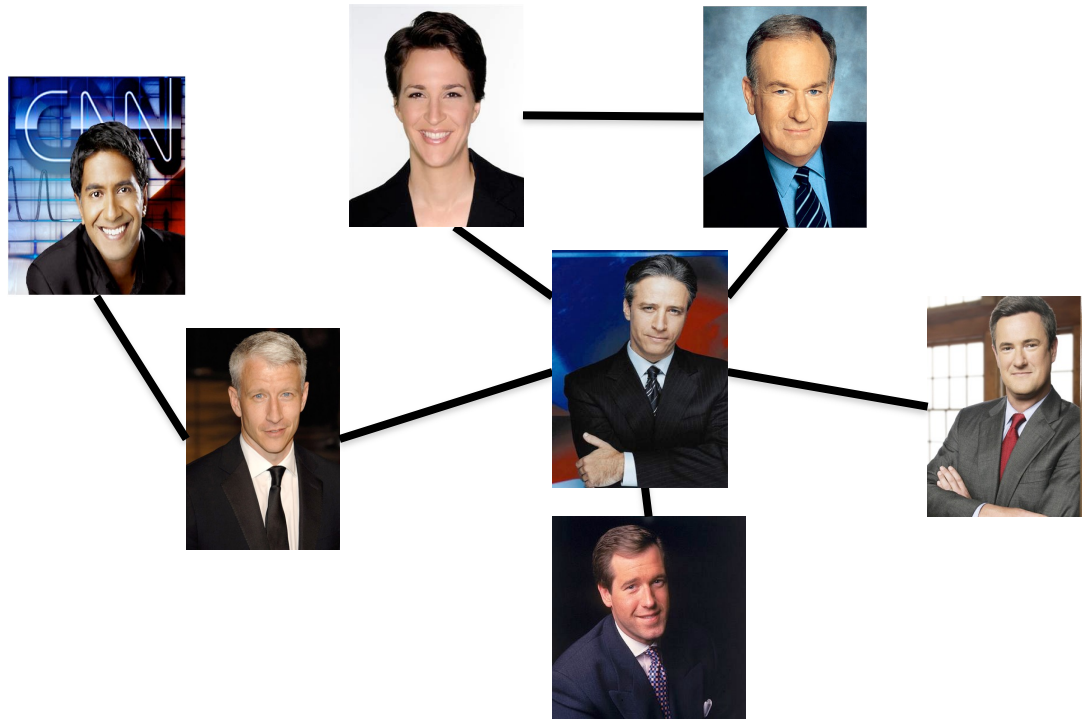
A graph is connected iff all pairs of vertices are connected

# Connected Graphs



Every pair of vertices has a path between them

# Cycles



Sequence of  $k$  vertices connected by edges, first  $k-1$  are distinct





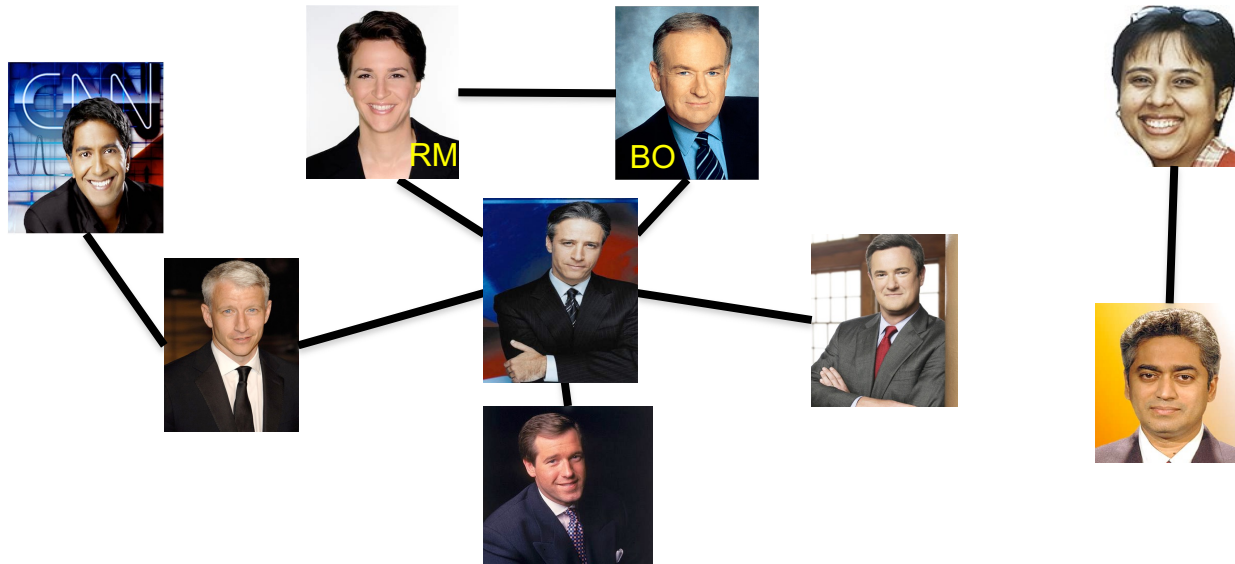
ICANHASCHEEZBURGER.COM 🍷 🍷

# Definitions on the board...



# Distance between $u$ and $v$

Length of the shortest length path between  $u$  and  $v$

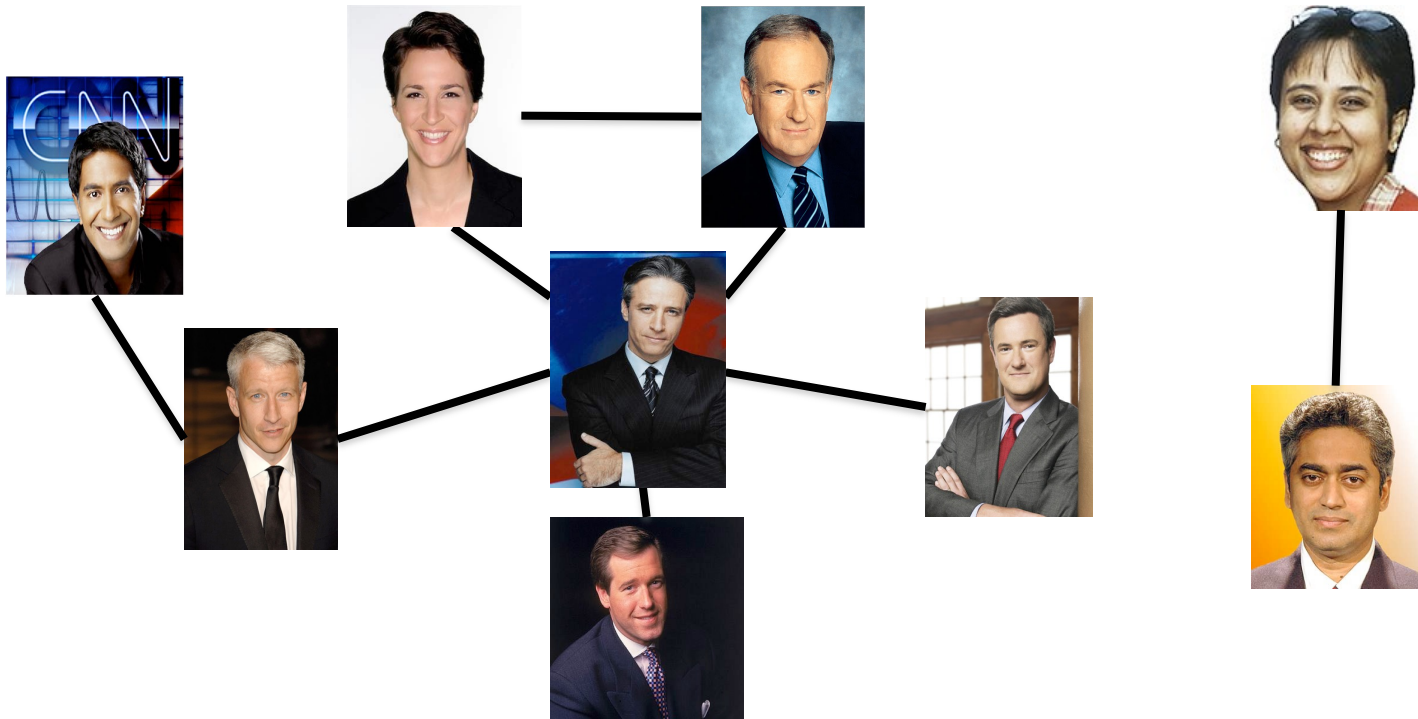


Distance between RM and BO? 1



# Tree

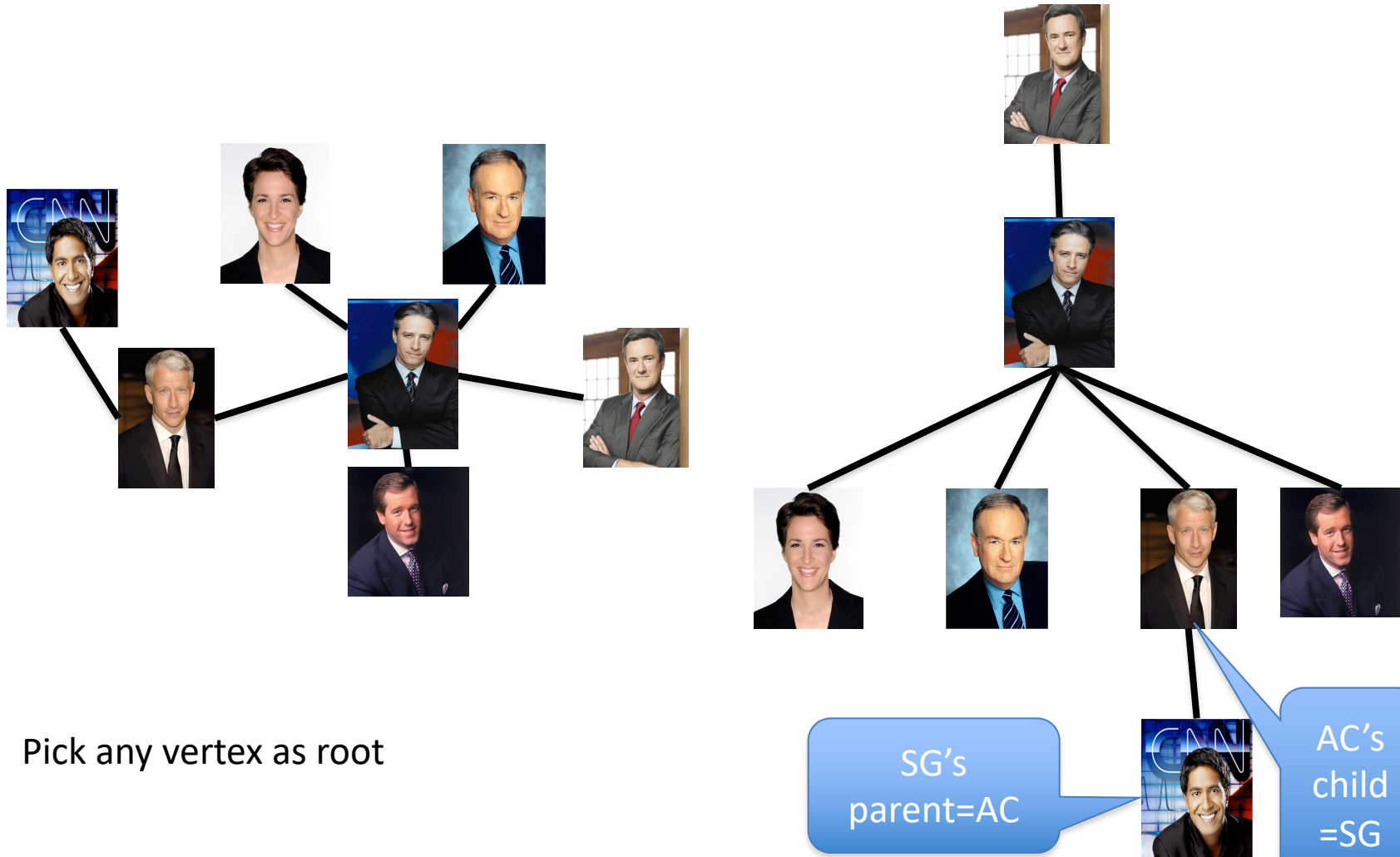
Connected undirected graph with no cycles



# Rooted Tree



# A rooted tree



Pick any vertex as root

Let the rest of the tree hang under “gravity”

# Every $n$ vertex tree has $n-1$ edges

## Trees

This page collects material from previous incarnations of CSE 331 on trees, especially the proof that trees with  $n$  nodes have exactly  $n - 1$  edges.

### Where does the textbook talk about this?

Section 3.1 in the textbook has the lowdown on trees.

### Fall 2018 material

Here is the lecture video:

CSE331 on 9/21/2018 (Fri)



Every  $n$  vertex tree has  $n-1$  edges

Let  $T$  be an undirected graph on  $n$  nodes

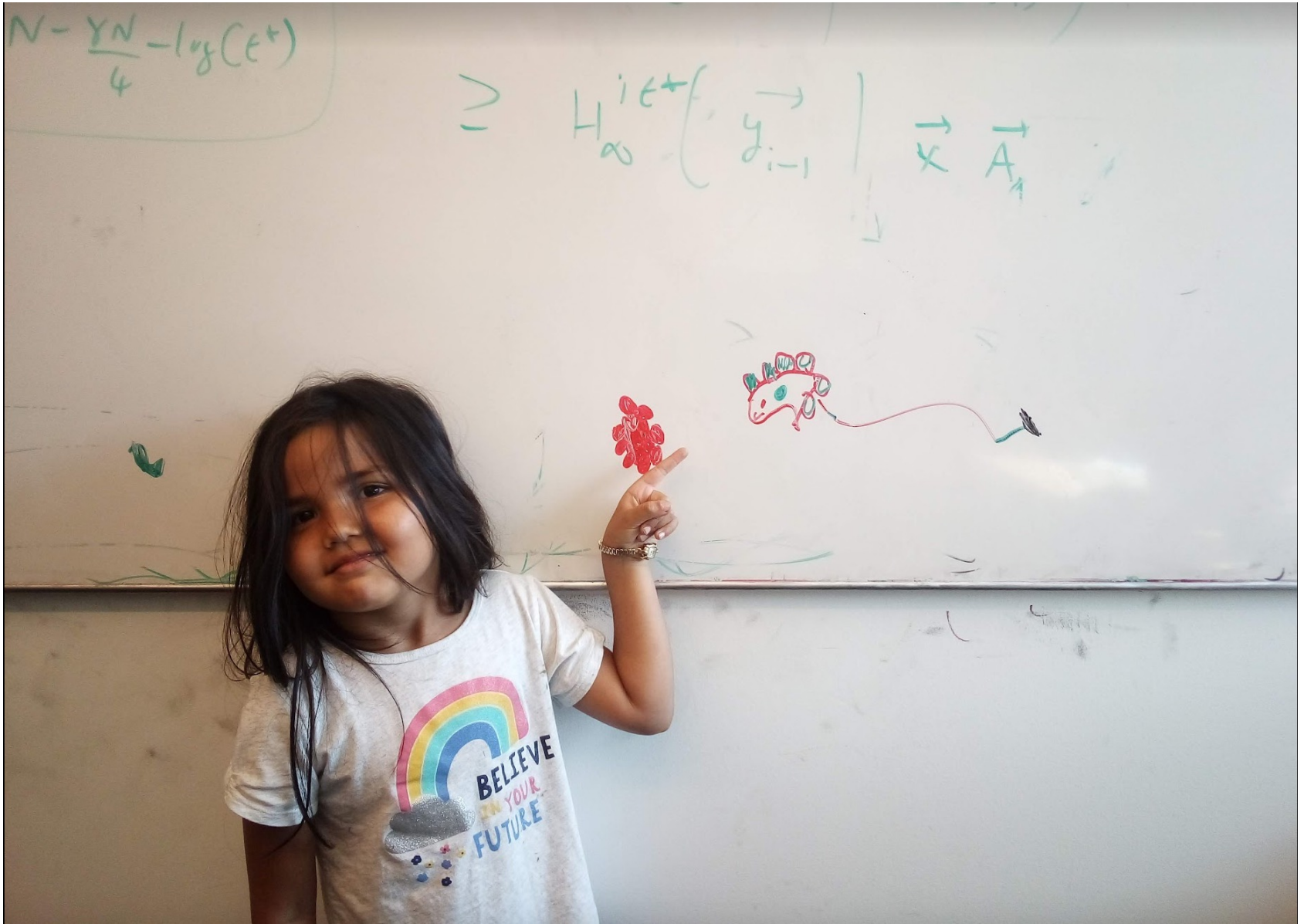
Then ANY two of the following implies the third:

$T$  is connected

$T$  has no cycles

$T$  has  $n-1$  edges

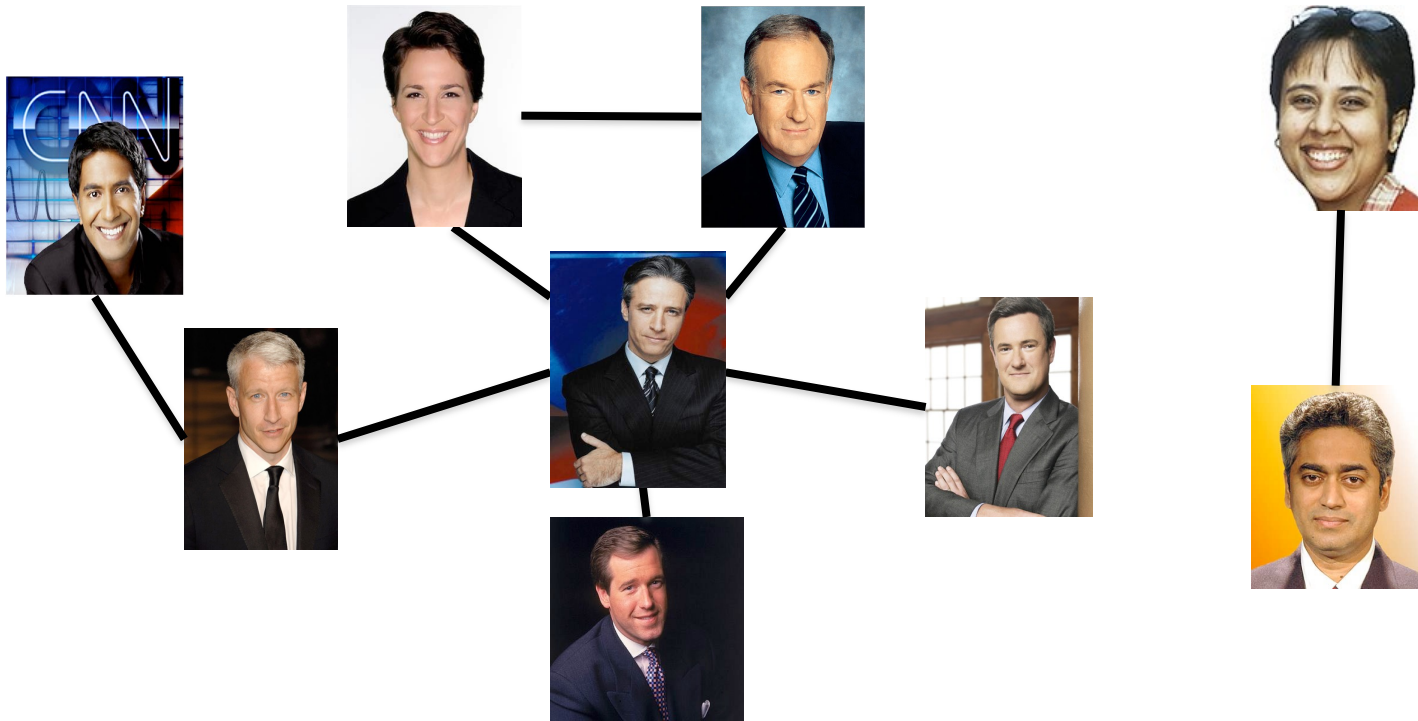
# Questions/Comments?



# Rest of Today's agenda

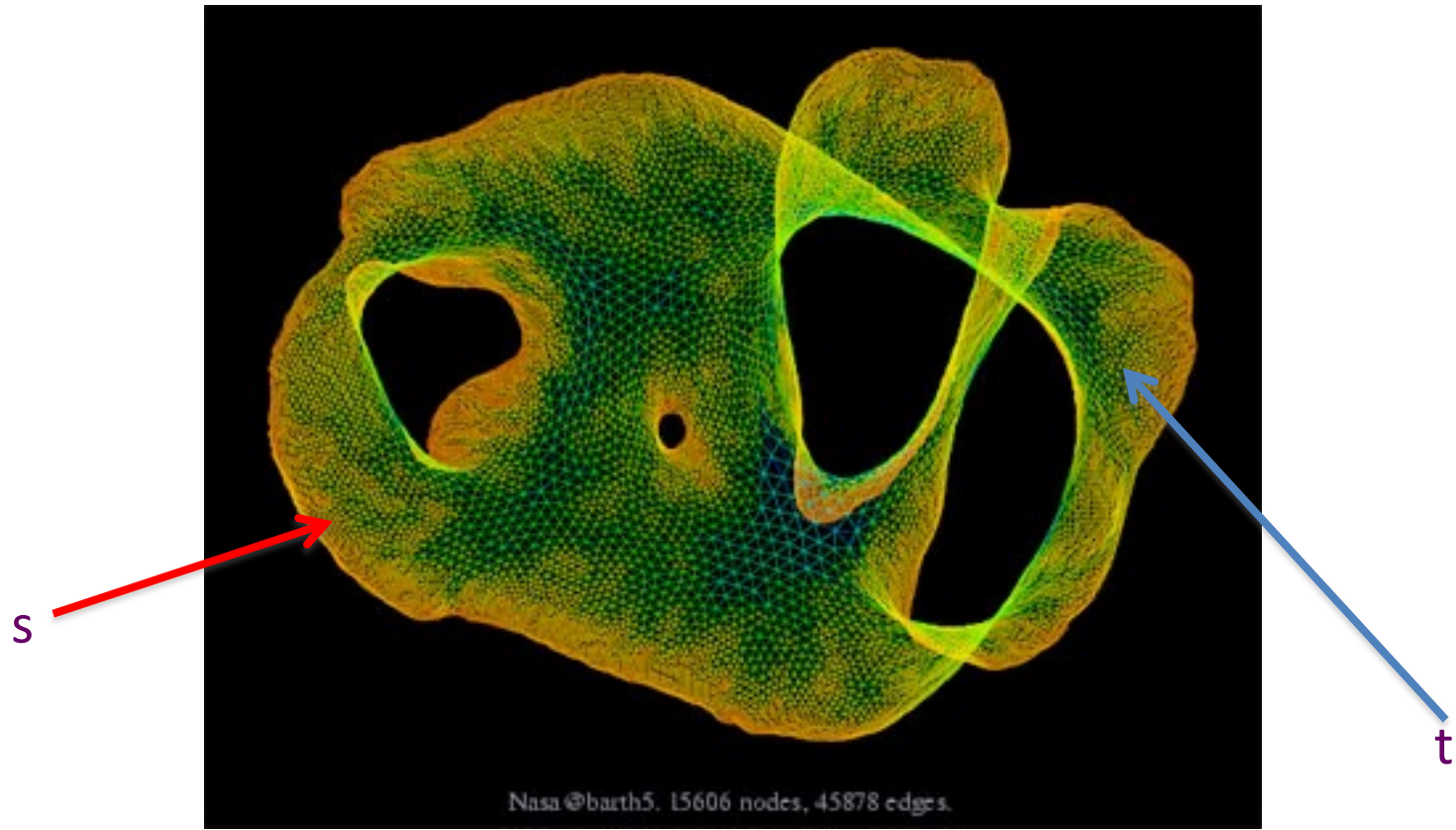
Algorithms for checking connectivity

# Checking by inspection





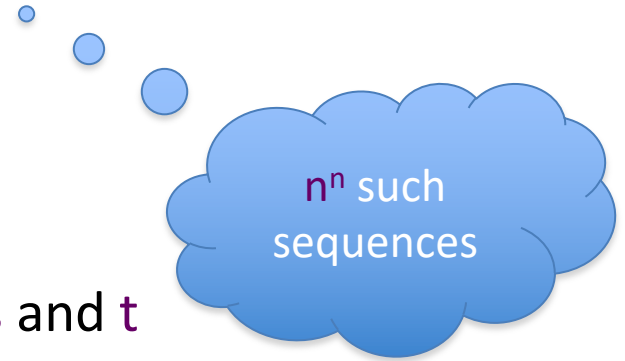
# What about large graphs?



Are  $s$  and  $t$  connected?

# Brute-force algorithm?

List all possible vertex sequences between  $s$  and  $t$



Check if any is a path between  $s$  and  $t$

# Algorithm motivation

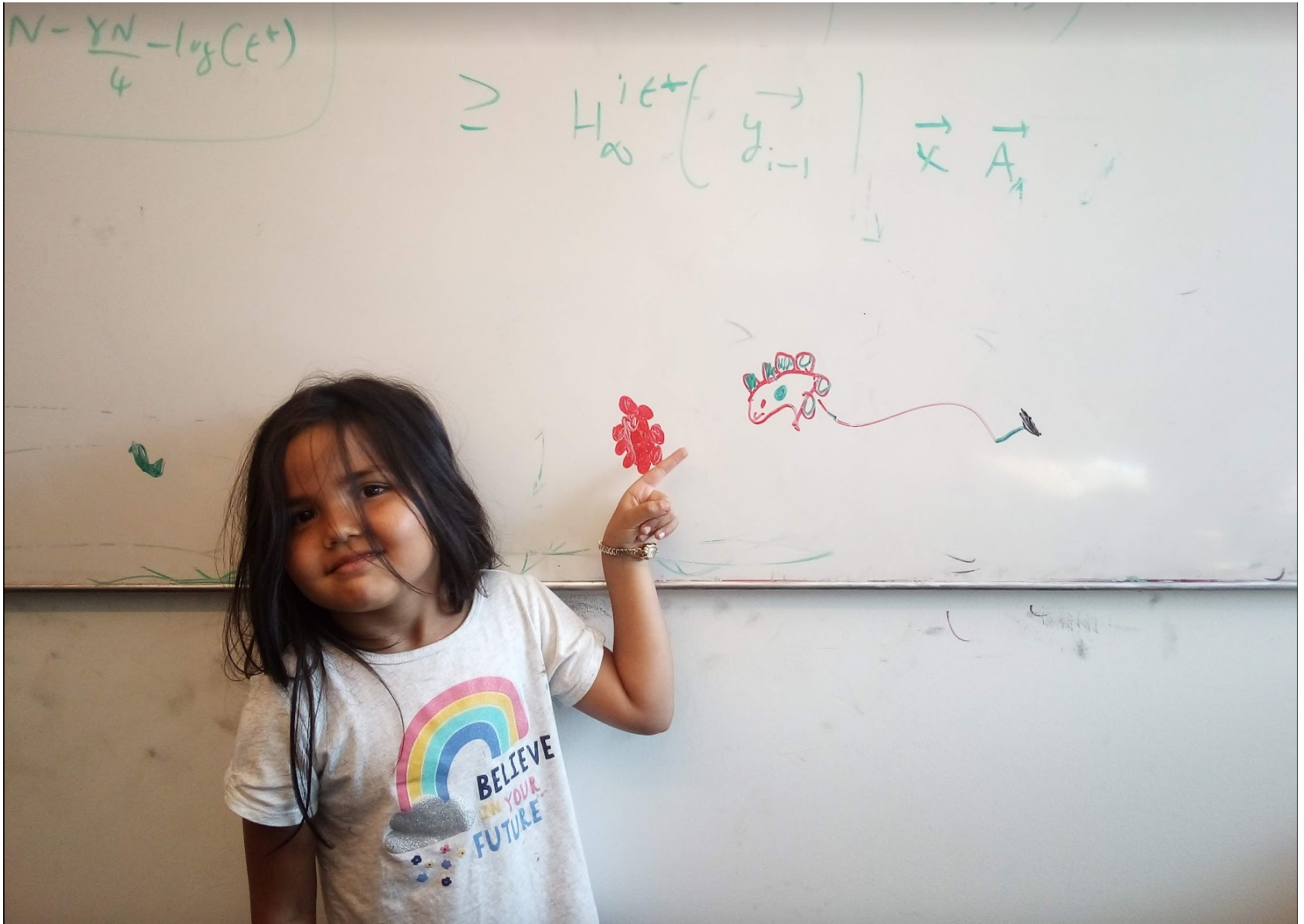
© Original Artist

Reproduction rights obtainable from  
[www.CartoonStock.com](http://www.CartoonStock.com)



search ID: mbcn800

# Questions/Comments?



# Breadth First Search (BFS)

## BFS via examples

In which we derive the breadth first search (BFS) algorithm via a sequence of examples.

### Expected background

These notes assume that you are familiar with the following:

- Graphs and their representation. In particular,
  - Notion of connectivity of nodes and connected components of graphs
  - Adjacency list representation of graphs
  - Notation:
    - $G = (V, E)$
    - $n = |V|$  and  $m = |E|$
    - $CC(s)$  denotes the connected component of  $s$
- Trees and their basic properties

### The problem

In these notes we will solve the following problem:

# Connectivity Problem

*Input:* Graph  $G = (V, E)$  and  $s$  in  $V$

*Output:* All  $t$  connected to  $s$  in  $G$



Connected  
component of  $s$

# Breadth First Search (BFS)

Build layers of vertices connected to  $s$

$$L_0 = \{s\}$$

Assume  $L_0, \dots, L_j$  have been constructed

$L_{j+1}$  set of vertices not chosen yet but are connected by an edge to  $L_j$

Stop when new layer is empty