


# Dynamic Memory Allocation

CSE 220: Systems Programming

Ethan Blanton

Department of Computer Science and Engineering  
University at Buffalo



# Dynamic Memory Allocation

We have discussed two kinds of memory allocation:

- Static allocation
  - Global variables
  - Static local or global variables
- Dynamic allocation
  - Automatic variables
  - Manually allocated memory

We covered automatic variables in depth, now it's time for manual allocations!

# The Dynamic Allocator

The interface to the dynamic allocator is `malloc()` *et al.*

However, the **underlying mechanism** is more complex.

The **operating system kernel** provides only **large allocations**.

Its minimum allocation on x86-64 is typically **4 KB**.

The dynamic allocator must **efficiently parcel out** these allocations.

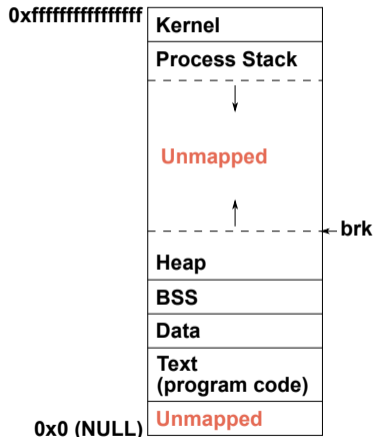
# The System Break

The OS heap occupies the memory above the BSS.

To the OS, it is **one large block of memory**.

The dynamic allocator must manage it.

The OS provides **one tool** for this: the **system break**.



# Managing the System Break

The break represents the **address of the last byte** of heap.

It can be moved with two system calls:

- `brk()`: set the break to an address
- `sbrk()`: move the break a relative number of bytes

This is the **primary mechanism** a dynamic allocator uses to **request memory from the OS**.<sup>¶</sup>

# sbrk()

The `sbrk()` system call **moves the system break**:

```
void *sbrk(intptr_t increment);
```

It **returns the old location** of the system break.

A **positive break value** expands the heap.

This means `sbrk()` works a little bit like `malloc`:

```
void *mem = sbrk(size);
```

# Allocation API

The **original Unix allocator** required explicit sizes: both allocating **and freeing** memory took a size.

The `malloc()` allocator **does not**.

This means that it **must store that size** somewhere!

There are **many allocation strategies** with **different solutions** to this problem.

# Metadata

Metadata<sup>1</sup> is stored for heap allocations.

This metadata allows for:

- Identifying available memory on the heap
- Determining the size of allocated memory for free()
- Locating regions of memory that make up the heap
- ...

How this metadata is **stored and managed** can vary.

---

<sup>1</sup>Metadata is data about data.



# Allocation Blocks

Assume that the dynamic allocator allocates **blocks** of memory.

Each block contains:

- Any metadata that is required for the allocator
- Memory available to the user to serve an allocation

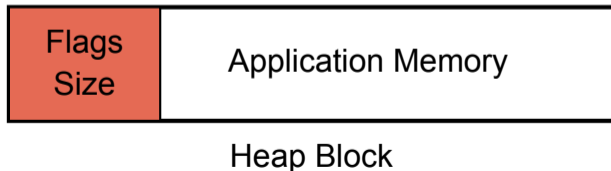
The set of all of these blocks **makes up the heap**.

# Explicit Metadata

When **explicit metadata** is in use, the block might contain:

- An integer containing the **size** of the block
- A flag indicating whether it is **free or in use**

This data is stored **adjacent to, or nearby**, the user memory:



# Free Lists

A common allocation management technique is:

- Blocks containing **explicit sizes**
- Free blocks placed on a **linked list**

Sometimes allocated blocks may also be on a list.

When the user asks for memory, **available memory** is located on this list.

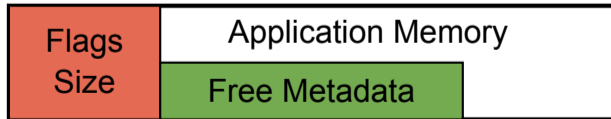
# Sharing Space

Sometimes metadata is required **only when a block is free**.

This metadata can be stored **inside the application memory** portion of the block.

Since the block is **not in use**, this memory is **available**.

This reduces the **overhead** of free memory blocks.



# Overhead

Allocators have **overhead**.

This is **extra memory used only by the allocator**.

It is important to minimize this overhead.

There are two primary sources of overhead:

- Metadata
- Fragmentation

# Fragmentation

Fragmentation is space used by the allocator that is not useful to the application.

Sometimes metadata is included in fragmentation.

There are two kinds of fragmentation:

- **Internal**: unused memory inside a heap block
- **External**: unused memory between heap blocks

# Internal Fragmentation

Internal fragmentation is like **packing in a structure**.

It is memory that is **required by the allocator**, but **not useful**.

It often arises because allocator blocks either:

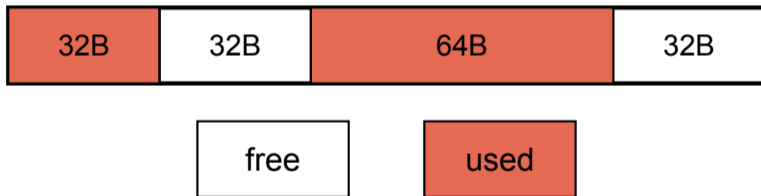
- Must be aligned
- Have limited possible sizes

For example: an allocator **only creates blocks of size  $2^k$** , but the user **asks for  $2^k - 1$  bytes of memory**.

# External Fragmentation

External fragmentation is due to **user allocation patterns**.

The allocator **has free blocks**, but they are **not suitable**.



What if:

- this is the entire heap
- the user **wants a 64B block?**



# Exploration

Let's explore some of these concepts in diagrams.

# Summary

- The OS notion of the heap is **very simplistic**.
- The **dynamic allocator** has to manage the heap.
- **Metadata** is required for management.
- The heap can become **fragmented**:
  - **Internal** fragmentation is inside heap blocks.
  - **External** fragmentation is between heap blocks.

# References I

## Required Readings

- [1] Randal E. Bryant and David R. O'Hallaron. *Computer Science: A Programmer's Perspective*. Third Edition. Chapter 9: 9.9, 9.11. Pearson, 2016.

# License

Copyright 2020, 2022 Ethan Blanton, All Rights Reserved.  
Copyright 2019 Karthik Dantu, All Rights Reserved.

Reproduction of this material without written consent of the author is prohibited.

To retrieve a copy of this material, or related materials, see <https://www.cse.buffalo.edu/~eblanton/>.